

Lord Gordon's Reel

Musical staff 1: Treble clef, key signature of one sharp (F#), common time signature. The melody begins with a quarter rest, followed by a series of eighth and quarter notes.

WHISTLE D

Whistle fingering diagram 1: A series of 12 vertical columns representing finger positions on the whistle. Each column contains a combination of solid black dots (finger down) and open circles (finger up). The sequence of fingerings corresponds to the notes in the first staff.

Musical staff 2: Continuation of the melody. It includes a first ending bracket labeled '1' and a second ending bracket labeled '2'.

WHISTLE D

Whistle fingering diagram 2: A series of 12 vertical columns representing finger positions on the whistle for the second staff.

Musical staff 3: Continuation of the melody with various note values and rests.

WHISTLE D

Whistle fingering diagram 3: A series of 12 vertical columns representing finger positions on the whistle for the third staff.

Musical staff 4: Continuation of the melody.

WHISTLE D

Whistle fingering diagram 4: A series of 12 vertical columns representing finger positions on the whistle for the fourth staff.

Musical staff 5: Continuation of the melody.

WHISTLE D

Whistle fingering diagram 5: A series of 12 vertical columns representing finger positions on the whistle for the fifth staff.

Musical staff 6: Continuation of the melody with first and second endings.

WHISTLE D

Whistle fingering diagram 6: A series of 12 vertical columns representing finger positions on the whistle for the sixth staff.

Musical staff 7: Continuation of the melody.

WHISTLE D

Whistle fingering diagram 7: A series of 12 vertical columns representing finger positions on the whistle for the seventh staff.

Musical staff 8: Continuation of the melody with first and second endings.

WHISTLE D

Whistle fingering diagram 8: A series of 12 vertical columns representing finger positions on the whistle for the eighth staff.

Musical staff 9: Continuation of the melody.

E

Whistle fingering diagram 9: A series of 12 vertical columns representing finger positions on the whistle for the ninth staff.

WHISTLE

D

Diagram: A series of 20 vertical columns representing finger positions on a D major scale. Each column has a '+' sign below it. The notes are: D (all fingers up), E (index up), F# (middle up), G (ring up), A (pinky up), B (index up), C# (middle up), D (all fingers up).

Musical notation: A single staff in D major with a treble clef. It contains a sequence of notes: D4, E4, F#4, G4, A4, B4, C#5, D5, D5, C#5, B4, A4, G4, F#4, E4, D4. The piece includes first and second endings.

WHISTLE

D

Diagram: A series of 20 vertical columns representing finger positions. The notes are: D (all fingers up), E (index up), F# (middle up), G (ring up), A (pinky up), B (index up), C# (middle up), D (all fingers up).

Variations:

Musical notation: A single staff in D major with a treble clef. It contains a sequence of notes: D4, E4, F#4, G4, A4, B4, C#5, D5, D5, C#5, B4, A4, G4, F#4, E4, D4. The piece includes first and second endings.

WHISTLE

D

Diagram: A series of 20 vertical columns representing finger positions. The notes are: D (all fingers up), E (index up), F# (middle up), G (ring up), A (pinky up), B (index up), C# (middle up), D (all fingers up).

Musical notation: A single staff in D major with a treble clef. It contains a sequence of notes: D4, E4, F#4, G4, A4, B4, C#5, D5, D5, C#5, B4, A4, G4, F#4, E4, D4. The piece includes first and second endings.

WHISTLE

D

Diagram: A series of 20 vertical columns representing finger positions. The notes are: D (all fingers up), E (index up), F# (middle up), G (ring up), A (pinky up), B (index up), C# (middle up), D (all fingers up).

Musical notation: A single staff in D major with a treble clef. It contains a sequence of notes: D4, E4, F#4, G4, A4, B4, C#5, D5, D5, C#5, B4, A4, G4, F#4, E4, D4. The piece includes first and second endings.

WHISTLE

D

Diagram: A series of 20 vertical columns representing finger positions. The notes are: D (all fingers up), E (index up), F# (middle up), G (ring up), A (pinky up), B (index up), C# (middle up), D (all fingers up).

Musical notation: A single staff in D major with a treble clef. It contains a sequence of notes: D4, E4, F#4, G4, A4, B4, C#5, D5, D5, C#5, B4, A4, G4, F#4, E4, D4. The piece includes first and second endings.

WHISTLE

D

Diagram: A series of 20 vertical columns representing finger positions. The notes are: D (all fingers up), E (index up), F# (middle up), G (ring up), A (pinky up), B (index up), C# (middle up), D (all fingers up).

Musical notation: A single staff in D major with a treble clef. It contains a sequence of notes: D4, E4, F#4, G4, A4, B4, C#5, D5, D5, C#5, B4, A4, G4, F#4, E4, D4. The piece includes first and second endings.

WHISTLE

D

Diagram: A series of 20 vertical columns representing finger positions. The notes are: D (all fingers up), E (index up), F# (middle up), G (ring up), A (pinky up), B (index up), C# (middle up), D (all fingers up).

Musical notation: A single staff in D major with a treble clef. It contains a sequence of notes: D4, E4, F#4, G4, A4, B4, C#5, D5, D5, C#5, B4, A4, G4, F#4, E4, D4. The piece includes first and second endings.

WHISTLE

D

Diagram: A series of 20 vertical columns representing finger positions. The notes are: D (all fingers up), E (index up), F# (middle up), G (ring up), A (pinky up), B (index up), C# (middle up), D (all fingers up).

Musical notation: A single staff in D major with a treble clef. It contains a sequence of notes: D4, E4, F#4, G4, A4, B4, C#5, D5, D5, C#5, B4, A4, G4, F#4, E4, D4. The piece includes first and second endings.

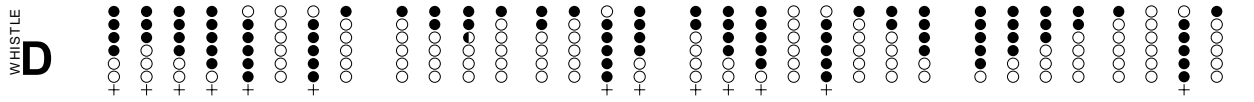
WHISTLE

D

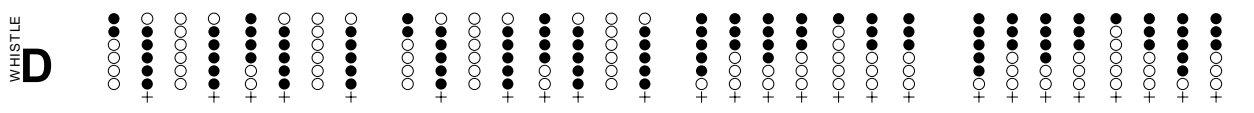
Diagram: A series of 20 vertical columns representing finger positions. The notes are: D (all fingers up), E (index up), F# (middle up), G (ring up), A (pinky up), B (index up), C# (middle up), D (all fingers up).

Musical notation: A single staff in D major with a treble clef. It contains a sequence of notes: D4, E4, F#4, G4, A4, B4, C#5, D5, D5, C#5, B4, A4, G4, F#4, E4, D4. The piece includes first and second endings.

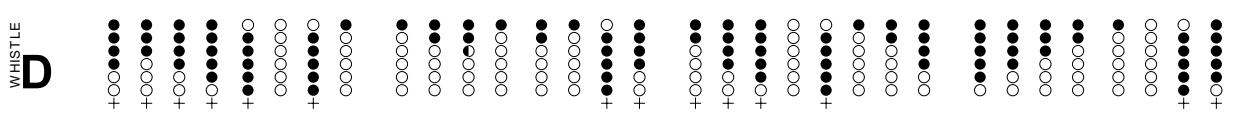
WHISTLE
D



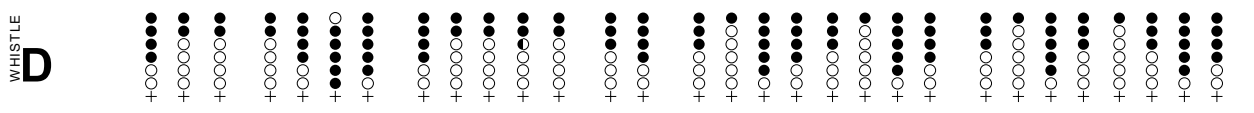
WHISTLE
D



WHISTLE
D



WHISTLE
D



WHISTLE
D

