

The Hungry Rock

The Hungry Rocks

WHISTLE

D

The first staff of music for 'The Hungry Rock' is in G major (one sharp) and 6/8 time. It consists of 12 measures. The first measure has a fermata over the first note. The notes are: G4 (quarter), A4 (quarter), B4 (quarter), A4 (quarter), G4 (quarter), F#4 (quarter), E4 (quarter), D4 (half). The fingering diagram below shows the fingerings for each note: G (1), A (2), B (3), A (2), G (1), F# (2), E (3), D (4).

WHISTLE

D

The second staff of music for 'The Hungry Rock' is in G major and 6/8 time. It consists of 12 measures. The first measure has a fermata over the first note. The notes are: G4 (quarter), A4 (quarter), B4 (quarter), A4 (quarter), G4 (quarter), F#4 (quarter), E4 (quarter), D4 (half). The fingering diagram below shows the fingerings for each note: G (1), A (2), B (3), A (2), G (1), F# (2), E (3), D (4).

WHISTLE

D

The third staff of music for 'The Hungry Rock' is in G major and 6/8 time. It consists of 12 measures. The first measure has a fermata over the first note. The notes are: G4 (quarter), A4 (quarter), B4 (quarter), A4 (quarter), G4 (quarter), F#4 (quarter), E4 (quarter), D4 (half). The fingering diagram below shows the fingerings for each note: G (1), A (2), B (3), A (2), G (1), F# (2), E (3), D (4).

WHISTLE

D

The fourth staff of music for 'The Hungry Rock' is in G major and 6/8 time. It consists of 12 measures. The first measure has a fermata over the first note. The notes are: G4 (quarter), A4 (quarter), B4 (quarter), A4 (quarter), G4 (quarter), F#4 (quarter), E4 (quarter), D4 (half). The fingering diagram below shows the fingerings for each note: G (1), A (2), B (3), A (2), G (1), F# (2), E (3), D (4).

variations

WHISTLE

D

The first variation of 'The Hungry Rock' is in G major and 6/8 time. It consists of 12 measures. The first measure has a fermata over the first note. The notes are: G4 (quarter), A4 (quarter), B4 (quarter), A4 (quarter), G4 (quarter), F#4 (quarter), E4 (quarter), D4 (half). The fingering diagram below shows the fingerings for each note: G (1), A (2), B (3), A (2), G (1), F# (2), E (3), D (4).

WHISTLE

D

The second variation of 'The Hungry Rock' is in G major and 6/8 time. It consists of 12 measures. The first measure has a fermata over the first note. The notes are: G4 (quarter), A4 (quarter), B4 (quarter), A4 (quarter), G4 (quarter), F#4 (quarter), E4 (quarter), D4 (half). The fingering diagram below shows the fingerings for each note: G (1), A (2), B (3), A (2), G (1), F# (2), E (3), D (4).

WHISTLE

D

The third variation of 'The Hungry Rock' is in G major and 6/8 time. It consists of 12 measures. The first measure has a fermata over the first note. The notes are: G4 (quarter), A4 (quarter), B4 (quarter), A4 (quarter), G4 (quarter), F#4 (quarter), E4 (quarter), D4 (half). The fingering diagram below shows the fingerings for each note: G (1), A (2), B (3), A (2), G (1), F# (2), E (3), D (4).

WHISTLE

D


The fourth variation of 'The Hungry Rock' is in G major and 6/8 time. It consists of 12 measures. The first measure has a fermata over the first note. The notes are: G4 (quarter), A4 (quarter), B4 (quarter), A4 (quarter), G4 (quarter), F#4 (quarter), E4 (quarter), D4 (half). The fingering diagram below shows the fingerings for each note: G (1), A (2), B (3), A (2), G (1), F# (2), E (3), D (4).

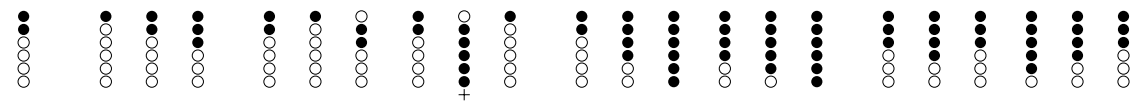
version 2


version 2

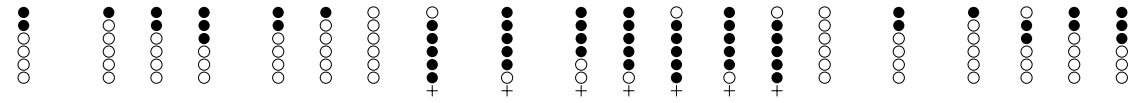
version 2


The 'version 2' section shows the beginning of a new musical piece in G major and 6/8 time. It consists of 12 measures. The first measure has a fermata over the first note. The notes are: G4 (quarter), A4 (quarter), B4 (quarter), A4 (quarter), G4 (quarter), F#4 (quarter), E4 (quarter), D4 (half). The fingering diagram below shows the fingerings for each note: G (1), A (2), B (3), A (2), G (1), F# (2), E (3), D (4).

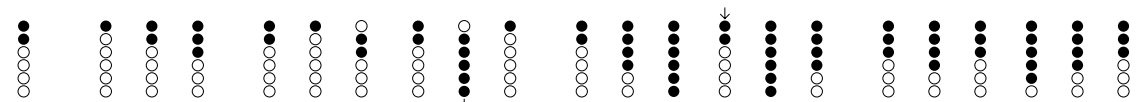



WHISTLE
D


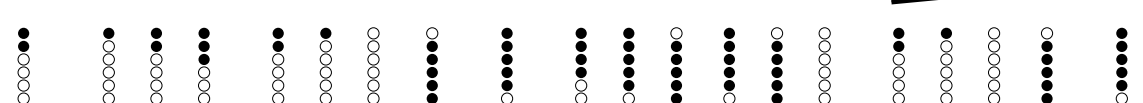



WHISTLE
D


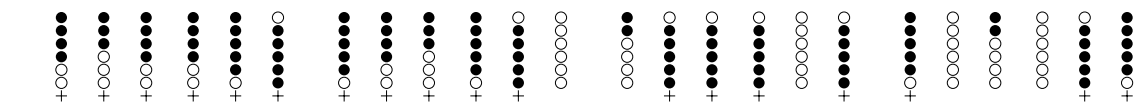



WHISTLE
D


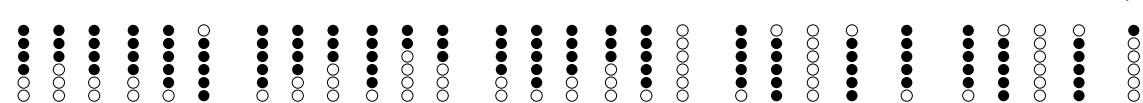


WHISTLE
D




WHISTLE
D




WHISTLE
D


LearnTin
Whistle

LearnTinWhistle.com