

Tom Ward's Downfall

The Mourne Mountains

Musical staff 1: Treble clef, key signature of one sharp (F#), 2/4 time signature. The melody begins with a quarter rest, followed by a series of eighth and quarter notes, ending with a quarter note and a quarter rest.

WHISTLE
D

Whistle fingering for staff 1: A sequence of 28 fingerings, each represented by a vertical column of six dots (representing fingers 1-6) and a plus sign (+) for the thumb. The patterns correspond to the notes in the melody above.

Musical staff 2: Continuation of the melody from staff 1, ending with a double bar line and a repeat sign. The second ending is marked with a '2' and a repeat sign.

WHISTLE
D

Whistle fingering for staff 2: Continuation of the fingering sequence, including the first and second endings.

Musical staff 3: Continuation of the melody, starting with a repeat sign and ending with a quarter note and a quarter rest.

WHISTLE
D

Whistle fingering for staff 3: Continuation of the fingering sequence.

Musical staff 4: Continuation of the melody, ending with a double bar line and a repeat sign. The second ending is marked with a '2' and a repeat sign.

WHISTLE
D

Whistle fingering for staff 4: Continuation of the fingering sequence, including the first and second endings.

variations

Musical staff 5: First variation of the melody, starting with a repeat sign and ending with a quarter note and a quarter rest.

WHISTLE
D

Whistle fingering for staff 5: Fingering for the first variation.

Musical staff 6: Second variation of the melody, ending with a double bar line and a repeat sign.

WHISTLE
D

Whistle fingering for staff 6: Fingering for the second variation.

Musical staff 7: Continuation of the melody, starting with a repeat sign and ending with a quarter note and a quarter rest.

WHISTLE
D

Whistle fingering for staff 7: Continuation of the fingering sequence.

Musical staff 8: Continuation of the melody, ending with a double bar line and a repeat sign.


WHISTLE
D

Whistle fingering for staff 8: Continuation of the fingering sequence.

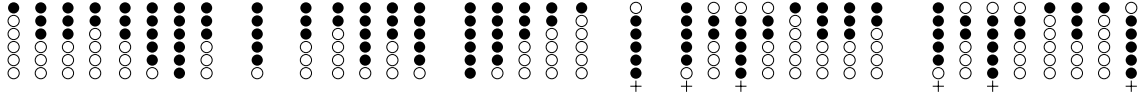
more variations

Musical staff 9: Third variation of the melody, starting with a repeat sign and ending with a quarter note and a quarter rest.

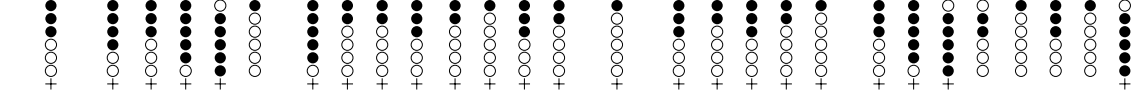
WHISTLE
D



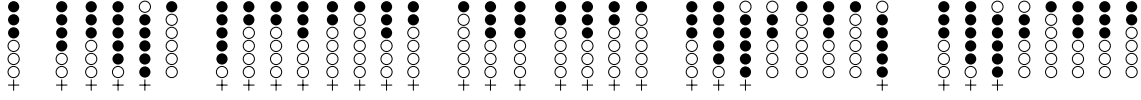
WHISTLE
D



WHISTLE
D



WHISTLE
D



LearnTin
Whistle

LearnTinWhistle.com